

STATEMENT PURSUANT TO SECTION 212 OF THE COMPANIES ACT, 1956, RELATING TO COMPANY'S INTEREST IN THE SUBSIDIARIES

Sl. No.	Name of the Subsidiaries	1. The Financial Year of the Subsidiary ends on	2. Date from which it became Subsidiary:	3. (a) Number of shares held by ONGC Videsh Ltd. in the Subsidiary at the end of the financial year of the Subsidiary**	3. (b) Extent of interest of Holding Company at the end of the financial year of the Subsidiary	4. The net aggregate amount of the Subsidiary's Profit/(Loss) so far it concerns the members of the Holding Company:			
						4. (a) Not dealt within the Holding Company's accounts		4. (b) Dealt within the Holding Company's accounts:	
						4. (a) (i) For the period 1 st April, 2009 to 31 st March, 2010 (₹ in million)***	4. (a) (ii) For the previous period (s) of the Subsidiary since it became the Holding Company's Subsidiary (₹ in million):	4. (b) (i) For the period 1 st April, 2009 to 31 st March, 2010 (₹ million)	4. (b) (ii) For the previous period (s) of the Subsidiary since it became the Holding Company's Subsidiary (₹ in million):
1	ONGC Nile Ganga B.V.	31st December, 2009	12 th March, 2003	40 Class "A" & 100 Class "B" shares of Euro 453.78 each & 880 Class "C" Shares of Euro 1 each directly, rest 720 Class "C" shares are held by OMEL which is JV Company of OVL & Mittal Investment Sarl (MIS)	Class A & B 100% Class C 77.491%	11710.27	47405.20	-	14098.77
2	ONGC Narmada Limited	31 st March, 2010	7 th December, 2005	20 million shares of one Naira each	100%	-117.32	-400.35	-	-
3	ONGC Amazon Alaknanda Limited****	31 st March, 2010	8 th August, 2006	12,000 Equity & 437,488,000 Preference shares of one USD each	100%	2718.98	7054.25	-	-
4	ONGC Do Brasil Exploracao Petrolifera Ltda.	31 st December, 2009	7 th July, 2006	1,000 quotas of BRL 1 each	100%	0.00	0.00	-	-
5	ONGC Campos Ltda.	31 st December, 2009	16 th March, 2007	329,769,113 quotas of BRL 1 each	100%	776.17	-2467.02	-	-
6	ONGC Nile Ganga (Cyprus) Ltd.	31 st December, 2009	26 th November, 2007	222,826 Shares of 0.01 USD each	100%	47.92	-1.79	-	-
7	ONGC Nile Ganga (San Cristobal) B.V.	31 st December, 2009	29 th February, 2008	54,000 shares of Euro 1 each	100%	4518.50	2814.85	-	-
8	Jarpeno Limited	31 st December, 2009	12th August, 2008	1,350 Equity shares of 1 EUR each & 192,210 Optionally Convertible Redeemable Preference shares of USD 1 each	100%	246.28	-76.24	-	-
9	Imperial Energy Corporation Plc.	31st March, 2010	13th January, 2009	104,607,145 shares of 0.025 GBP each	100%	992.66	161.59	-	-
10	Imperial Energy Limited	31st March, 2010	13th January, 2009	2 share of 1 GBP	100%	-337.75	-102.40	-	-
11	Rus Imperial Corporation plc.	31st March, 2010	13th January, 2009	30,000,001 shares of 0.05 GBP each	100%	0.00	-0.05	-	-

STATEMENT PURSUANT TO SECTION 212 OF THE COMPANIES ACT, 1956, RELATING TO COMPANY'S INTEREST IN THE SUBSIDIARIES

Sl. No.	Name of the Subsidiaries	1. The Financial Year of the Subsidiary ends on	2. Date from which it became Subsidiary:	3. (a) Number of shares held by ONGC Videsh Ltd. in the Subsidiary at the end of the financial year of the Subsidiary**	3. (b) Extent of interest of Holding Company at the end of the financial year of the Subsidiary	4. The net aggregate amount of the Subsidiary's Profit/(Loss) so far it concerns the members of the Holding Company:			
						4. (a) Not dealt within the Holding Company's accounts		4. (b) Dealt within the Holding Company's accounts:	
						4. (a) (i) For the period 1 st April, 2009 to 31 st March, 2010 (₹ in million)***	4. (a) (ii) For the previous period (s) of the Subsidiary since it became the Holding Company's Subsidiary (₹ in million):	4. (b) (i) For the period 1 st April, 2009 to 31 st March, 2010 (₹ in million)	4. (b) (ii) For the previous period (s) of the Subsidiary since it became the Holding Company's Subsidiary (₹ in million):
12	Imperial Energy Finance (Jersey) Limited	31st March, 2010	13th January, 2009	2 No Par Value shares	100%	-0.19	-0.05	-	-
13	Biancus Holdings Limited	31 st December, 2009	13th January, 2009	1,000 shares of 1.71 EUR each	100%	43.03	100.05	-	-
14	Rus Imperial Limited	31st March, 2010	13th January, 2009	99 shares of 1 GBP each	100%	0.00	-0.02	-	-
15	Imperial Energy Tomsk Limited	31 st December, 2009	13th January, 2009	1,000 shares of 1.71 EUR each	85%	-29.18	-6.95	-	-
16	Imperial Energy (Cyprus) Limited	31 st December, 2009	13th January, 2009	11,000 shares of 1.71 EUR each	100%	-313.22	-34.61	-	-
17	Imperial Energy Nord Limited	31 st December, 2009	13th January, 2009	11,000 shares of 1.71 EUR each	100%	-336.33	-52.12	-	-
18	Imperial Energy Gas Limited	31 st December, 2009	13th January, 2009	2,000 shares of 1 EUR each	100%	-1.23	-0.19	-	-
19	Nefsilius Holdings Limited	31 st December, 2009	13th January, 2009	1,000 shares of 1.71 EUR each	100%	-1.99	-0.10	-	-
20	RK Imperial Energy Kostanai Limited	31 st December, 2009	13th January, 2009	1,000 shares of 1.71 EUR each	100%	-1.00	-0.11	-	-
21	Imperial Frac Services (Cyprus) Limited	31 st December, 2009	13th January, 2009	1,000 shares of 1.71 EUR each	100%	-1.42	-0.18	-	-
22	Freshspring Investments Limited	31 st December, 2009	13th January, 2009	1,000 shares of 1.71 EUR each	100%	-1.14	-0.32	-	-
23	Redcliffe Holdings Limited	31 st December, 2009	13th January, 2009	1,000 shares of 1.71 EUR each	100%	-51.86	-7.35	-	-
24	San Agio Investments Limited	31 st December, 2009	13th January, 2009	1,000 shares of 1.71 EUR each	100%	-380.78	27.35	-	-

STATEMENT PURSUANT TO SECTION 212 OF THE COMPANIES ACT, 1956, RELATING TO COMPANY'S INTEREST IN THE SUBSIDIARIES

Sl. No.	Name of the Subsidiaries	1. The Financial Year of the Subsidiary ends on	2. Date from which it became Subsidiary:	3. (a) Number of shares held by ONGC Videsh Ltd. in the Subsidiary at the end of the financial year of the Subsidiary**	3. (b) Extent of interest of Holding Company at the end of the financial year of the Subsidiary	4. The net aggregate amount of the Subsidiary's Profit/(Loss) so far it concerns the members of the Holding Company:			
						4. (a) Not dealt within the Holding Company's accounts		4. (b) Dealt within the Holding Company's accounts:	
						4. (a) (i) For the period 1 st April, 2009 to 31 st March, 2010 (₹ in million)***	4. (a) (ii) For the previous period (s) of the Subsidiary since it became the Holding Company's Subsidiary (₹ in million):	4. (b) (i) For the period 1 st April, 2009 to 31 st March, 2010 (₹ in million)	4. (b) (ii) For the previous period (s) of the Subsidiary since it became the Holding Company's Subsidiary (₹ in million):
25	Imperial Energy Kostanai Limited	31st March, 2010	13th January, 2009	2 share of 1 GBP	100%	-2.09	-0.51	-	-
26	OOO Sibinterneft	31 st December, 2009	13th January, 2009	full charter capital 100,000RUR	55.9% (Net Interest 47.5%)	-228.01	-79.85	-	-
27	OOO Allianceneftegaz	31 st December, 2009	13th January, 2009	full charter capital 50,000RUR	100%	-1687.84	-1695.40	-	-
28	OOO Nord Imperial	31 st December, 2009	13th January, 2009	full charter capital 100,000RUR	100%	-5138.87	-3817.57	-	-
29	OOO Imperial Energy	31 st December, 2009	13th January, 2009	full charter capital 10,000RUR	100%	0.00	0.00	-	-
30	OOO Imperial Energy Tomsk Gas	31 st December, 2009	13th January, 2009	full charter capital 10,000RUR	95%	-2.61	-1.66	-	-
31	OOO Stratum	31 st December, 2009	13th January, 2009	full charter capital 100,000RUR	100%	-0.14	-0.05	-	-
32	OOO Imperial Trans Service	31 st December, 2009	13th January, 2009	full charter capital 100,000RUR	100%	0.62	-5.06	-	-
33	OOO Rus Imperial Group	31 st December, 2009	13th January, 2009	full charter capital 100,000RUR	100%	335.66	-492.86	-	-
34	TOO Sevkazgra	31 st December, 2009	13th January, 2009	full charter capital 1,701,235,780 tenge	100%	0.00	-0.34	-	-
35	AB Startkapalet nr 5636 (name changed to Carabobo One AB Ltd.)	31st March 2010	25th February, 2010	1000 ordinary shares of 100 SEK each	100%	0.02	-	-	-
36	Petro Carabobo Ganga B.V.	31st December 2010*	26th February, 2010	18,000 shares of 1 Euro each	100%	(0.38)	-	-	-

* The first financial year as subsidiary would end on 31st December, 2010


**Includes shares held through subsidiaries also.


***At the closing rate of exchange, there is a Foreign Exchange Translation Reserve of ₹ 11,314.90 million, which has not been adjusted.


STATEMENT PURSUANT TO SECTION 212 OF THE COMPANIES ACT, 1956, RELATING TO COMPANY'S INTEREST IN THE SUBSIDIARIES


Sl. No.	Name of the Subsidiaries	1. The Financial Year of the Subsidiary ends on	2. Date from which it became Subsidiary:	3. (a) Number of shares held by ONGC Videsh Ltd. in the Subsidiary at the end of the financial year of the Subsidiary**	3. (b) Extent of interest of Holding Company at the end of the financial year of the Subsidiary	4. The net aggregate amount of the Subsidiary's Profit/(Loss) so far it concerns the members of the Holding Company:			
						4. (a) Not dealt within the Holding Company's accounts		4. (b) Dealt within the Holding Company's accounts:	
						4. (a) (i) For the period 1 st April, 2009 to 31 st March, 2010 (₹ in million)***	4. (a) (ii) For the previous period (s) of the Subsidiary since it became the Holding Company's Subsidiary (₹ in million):	4. (b) (i) For the period 1 st April, 2009 to 31 st March, 2010 (₹ million)	4. (b) (ii) For the previous period (s) of the Subsidiary since it became the Holding Company's Subsidiary (₹ in million):

****Including figures in respect of JV Companies.


 (V Sreedher)
 Company Secretary


 (S. P. Garg)
 Director (Finance)


 (R. S. Butola)
 Managing Director


 (R. S. Sharma)
 Chairman